



Admissions & Financial Aid at WashU

RONNÉ TURNER

Vice Provost for Undergraduate Admissions &
Financial Aid

MIKE RUNIEWICZ

Assistant Vice Provost & Director of Financial Aid





Leadership Team



RONNÉ TURNER
Vice Provost for
Admissions &
Financial Aid



SUSAN KAPP
Assistant Vice Provost
of Admissions &
Financial Aid



MIKE RUNIEWICZ
Assistant Vice Provost &
Director of Student
Financial Services



GRACE CHAPIN JAMES
Executive Director of
Admissions




WashU College Prep Program

- Serves under-resourced and underrepresented students from St. Louis
- 3-year cohort program intended to prepare students for post-secondary education
- Includes 3-week on-campus experience for rising seniors



TASHANNA STANIEL
Director of WashU
College Prep Program



Admission Overview





"Washington University is a place that opens its doors widely and freely to anyone with talent who wishes to receive a WashU education – regardless of their background or previous opportunities.

— Chancellor Andrew Martin's Inaugural Address, 2019

Big Picture Institutional Goals

- Socioeconomic Diversity
- First-Generation College Students
- Underrepresented Students of Color



Undergraduate Enrollment & Diversity

	FALL 2009	FALL 2013*	FALL 2017	FALL 2021	FALL 2023**
TOTAL UNDERGRADUATE ENROLLMENT	7,046	7,336	7,675	8,034	8,132
1ST YEAR CLASS	1,513	1,610	1,781	1,986	1,825
MIDDLE 50% ACT	32-34	32-34	32-34	33-35	33-35
MIDDLE 50% SAT	1460-1560	1480-1570	1470-1570	1490-1570	1500-1570
MODERATE INCOME	n/a	n/a	14%	13%	15%
PELL-GRANT RECIPIENTS % OF CLASS	5%	6%	13%	17%	20%
FIRST-GENERATION % OF CLASS	5%	4%	7%	12%	16%
URSOC % OF CLASS	10%	13%	22%	25%	25%
TOTAL % STUDENTS OF COLOR	29%	35%	41%	49%	50%

*Fall 2013 last year before New York Times article, “Efforts to Recruit Poor Students Lag at some Elite Colleges.

**All Fall 2023 numbers are projected except total enrollment, which is the actual Fall 2022 count.



How Admissions is Evolving


- Need-Blind
- Test-Optional
- Eliminated Demonstrated Interest
- Committee Based Evaluation
- Mix of In-Person and Virtual Recruitment



Trends Over Time

	APPLICANTS	ADMITS	ENROLLS
FALL 2019	25,426	3,522	1,734
FALL 2020	27,949	4,477	1,806
FALL 2021	33,634	4,373	1,986
FALL 2022	33,214	3,764	1,815
FALL 2023	32,244	3,758*	1,825*

*All Fall 2023 numbers are projected.



Financial Aid Overview





Affordability

WashU meets 100% of need for all admitted students.

No loans for students from families with annual incomes less than \$75,000.

WashU increases aid if family circumstances change.

START-UP GRANTS

Students from families who earn \leq \$75,000 per year:

- \$1,115 Technology Grant
- \$1,500 toward the cost of start-up supplies
- \$1,550 elimination of summer earnings expectations

WASHU PLEDGE

FREE Tuition, Housing & Food, and Fees for students who attend high school in Missouri and the southern half of Illinois who are from families who earn \leq \$75,000 per year.



Initial Impact of Need Blind

First-Year Students Receiving
Need-Based Gift Aid

Percent of First-Year Students
Receiving Need-Based Gift Aid

Average Need-Based Gift Aid
Package

	FALL 2021	FALL 2022	Fall 2023*
First-Year Students Receiving Need-Based Gift Aid	715	765	833
Percent of First-Year Students Receiving Need-Based Gift Aid	36%	42%	46%
Average Need-Based Gift Aid Package	\$56,083	\$59,270	\$65,080

*All Fall 2023 numbers are projected.



Initial Impact of Need Blind

First-Year Students Receiving **Federal Pell Grants**


Percent of First-Year Students Receiving Federal Pell Grants

First-Year Students From **Moderate-Income Backgrounds**

Percent of First-Year Students from Moderate-Income Backgrounds

	FALL 2021	FALL 2022	Fall 2023*
First-Year Students Receiving Federal Pell Grants	328	361	365
Percent of First-Year Students Receiving Federal Pell Grants	17%	20%	20%
First-Year Students From Moderate-Income Backgrounds	257	261	274
Percent of First-Year Students from Moderate-Income Backgrounds	13%	14%	15%

*All Fall 2023 numbers are projected.



New Initiatives at WashU



Heartland Initiative

- Donation from Alumna and Emerita Trustee, Joyce Buchheit
- The Gift Establishes:
 - a **free summer college preparatory program**
 - A **free undergraduate education** to admitted students from Missouri and southern Illinois who are from families with annual incomes of \$75,000 or less.
- Admissions Officers will visit rural high schools and college fairs



Rural Peer Ambassadors



Angel H.
Olin Business School
Class of 2025
Sikeston, MO
She/Her/Hers



Sierra M.
College of Arts & Sciences
Class of 2025
Fulton, MO
She/Her/Hers



Katie F.
McKelvey School of Engineering
Class of 2024
Memphis, MO
She/Her/Hers



Mallorie G.
College of Arts & Sciences
Class of 2026
Waynesville, MO
She/Her/Hers

The STARS College Network



- 16 Network member schools
- Dedicated to creating opportunities for **rural** and **first-generation** students
- Each institution is implementing **individualized** and **joint programming**, leveraging institution's resources



Kessler Scholars

- 5-year Grant to create a First-Generation Limited Income Cohort-Based Program
- For Students interested in
 - **STEM fields**
 - **Making a community Impact**
- Provided with a First-year summer bridge program (FSAP)
- 2 \$5,000 grants to support summer research, unpaid internship, or study abroad
- Special Access to Gephardt Institute for Civic & Community Engagement





On the Horizon

Financial Aid

- Repercussions of “Simplified” FAFSA
- Uncertainty in the Competitive Landscape
- Enhancing Financial Literacy

Admissions

- SCOTUS Affirmative Action Decision
- Changing Demographics
- Communicating with Minors

Admitted to the Class of 2027

Tyler

New York, NY





Questions?

